


Cracker Barrel Copycat: Make the Restaurant's Most Popular Dishes at Home

Cracker Barrel is a beloved American restaurant chain known for its hearty, comforting food. From classic chicken and dumplings to fluffy biscuits, there's something on the Cracker Barrel menu for everyone. But what if you could recreate your favorite Cracker Barrel dishes in the comfort of your own home? With these easy-to-follow copycat recipes, you can!



Copycat Recipes: Making Cracker Barrel's Most Popular Dishes at Home (Famous Restaurant Copycat Cookbooks) by Lina Chang

★★★★☆ 4.5 out of 5

Language	: English
File size	: 20819 KB
Text-to-Speech	: Enabled
Screen Reader	: Supported
Enhanced typesetting	: Enabled
X-Ray	: Enabled
Word Wise	: Enabled
Print length	: 153 pages
Lending	: Enabled



Cracker Barrel Copycat Chicken and Dumplings

Cracker Barrel's chicken and dumplings is a classic dish that's perfect for a cold winter night. The dumplings are light and fluffy, and the chicken is tender and flavorful. This copycat recipe will help you recreate the magic of Cracker Barrel's chicken and dumplings at home.



Ingredients

- 1 pound boneless, skinless chicken breasts, cooked and shredded
- 1 can (10.75 ounces) cream of chicken soup
- 1 can (10.75 ounces) cream of celery soup
- 1 cup milk
- 1/2 cup chopped onion
- 1/2 cup chopped celery
- 1/4 cup chopped carrots

- 1/4 teaspoon salt
- 1/4 teaspoon black pepper
- 1 cup all-purpose flour
- 1 teaspoon baking powder
- 1/2 teaspoon salt
- 1/2 cup milk

Instructions

1. In a large bowl, combine the shredded chicken, cream of chicken soup, cream of celery soup, milk, onion, celery, carrots, salt, and black pepper. Stir until well combined.
2. In a separate bowl, whisk together the flour, baking powder, salt, and milk. Stir until a dough forms.
3. Drop the dough by spoonfuls into the soup mixture. Cover and simmer for 15 minutes, or until the dumplings are cooked through.
4. Serve hot.

Cracker Barrel Copycat Hash Brown Casserole

Cracker Barrel's hash brown casserole is a side dish that's perfect for any occasion. It's made with crispy hash browns, cheese, and sour cream, and it's baked to perfection. This copycat recipe will help you recreate the deliciousness of Cracker Barrel's hash brown casserole at home.



Ingredients

- 1 bag (32 ounces) frozen hash browns, thawed
- 1 can (10.75 ounces) cream of celery soup
- 1/2 cup sour cream
- 1/2 cup shredded cheddar cheese

- 1/4 cup chopped onion
- 1/4 cup chopped green bell pepper
- 1/4 teaspoon salt
- 1/4 teaspoon black pepper

Instructions

1. Preheat oven to 350 degrees F (175 degrees C).
2. In a large bowl, combine the hash browns, cream of celery soup, sour cream, cheddar cheese, onion, green bell pepper, salt, and black pepper. Stir until well combined.
3. Pour the mixture into a 9x13 inch baking dish.
4. Bake for 30 minutes, or until the casserole is bubbly and hot.
5. Serve hot.

Cracker Barrel Copycat Fried Apples

Cracker Barrel's fried apples are a side dish that's perfect for fall. They're made with apples that are fried in a cinnamon-sugar mixture. This copycat recipe will help you recreate the deliciousness of Cracker Barrel's fried apples at home.



Ingredients

- 6 apples, peeled and sliced
- 1/2 cup sugar
- 1/2 teaspoon ground cinnamon
- 1/4 teaspoon ground nutmeg


- 1/4 cup butter

Instructions

1. In a large skillet, melt the butter over medium heat.
2. Add the apples, sugar, cinnamon, and nutmeg to the skillet. Stir to coat.
3. Cook the apples for 15-20 minutes, or until they are tender and browned.
4. Serve hot.

Cracker Barrel Copycat Biscuits

Cracker Barrel's biscuits are a



Copycat Recipes: Making Cracker Barrel's Most Popular Dishes at Home (Famous Restaurant Copycat Cookbooks) by Lina Chang


★★★★☆ 4.5 out of 5

Language	: English
File size	: 20819 KB
Text-to-Speech	: Enabled
Screen Reader	: Supported
Enhanced typesetting	: Enabled
X-Ray	: Enabled
Word Wise	: Enabled
Print length	: 153 pages
Lending	: Enabled

FREE

DOWNLOAD E-BOOK





When the Grid Goes Down: Disaster Preparations and Survival Gear for Making Your Own

In today's modern world, we rely heavily on electricity and technology for our daily survival. However, what would happen if the grid were to go down?...



Apollodoros and Pseudo-Apollodoros: Illustrating the Library of Greek Mythology

Greek mythology, a captivating tapestry of tales and legends, has captivated the human imagination for millennia. Among the most...