

Mastering the Ukulele: A Comprehensive Guide to Fingerings, Techniques, and Major Scales

Welcome to the ultimate guide to unlocking the musical potential of your ukulele! In this comprehensive article, we will delve into the world of ukulele major scales, providing you with a solid foundation for your ukulele journey. Whether you're a seasoned player or just starting out, this guide will equip you with the essential knowledge and skills to elevate your playing to the next level. So, grab your ukulele, get comfortable, and let's embark on this musical adventure together!



UKULELE Major Scales (UKULELE SCALES Book 1)

★★★★★ 5 out of 5

Language : English

File size : 7071 KB

Screen Reader : Supported

Print length : 13 pages

Lending : Enabled



What are Scales?

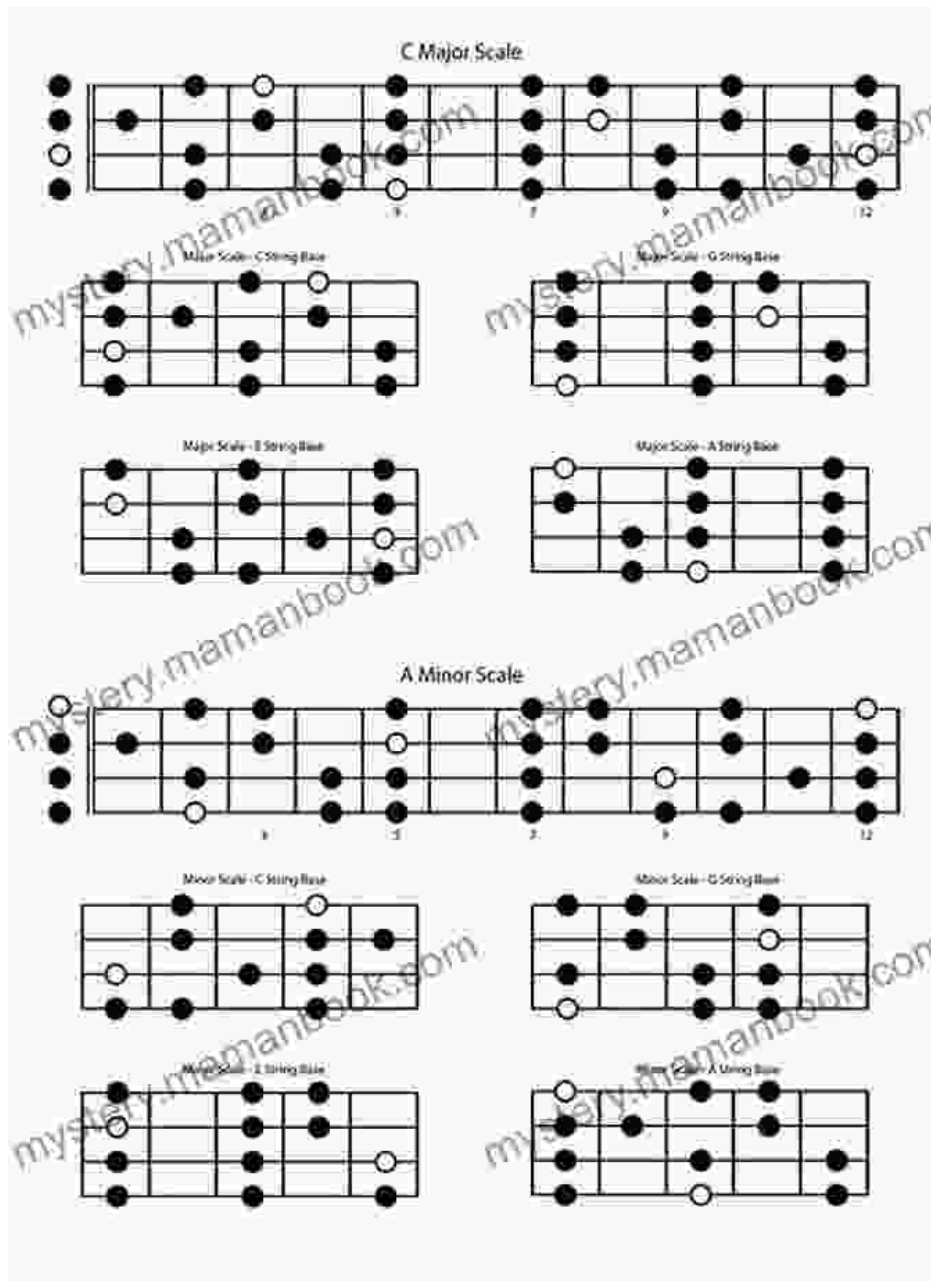
Scales are a fundamental building block in music. They are a series of notes played in a specific order, providing a framework for melodies and chords. The ukulele, like any other instrument, has its own set of scales that can be used to create a wide range of musical styles.

Major Scales

Major scales are one of the most common and important types of scales used in music. They produce a bright and uplifting sound that is often associated with happiness, joy, and excitement. On the ukulele, there are several major scales that you can learn and explore.

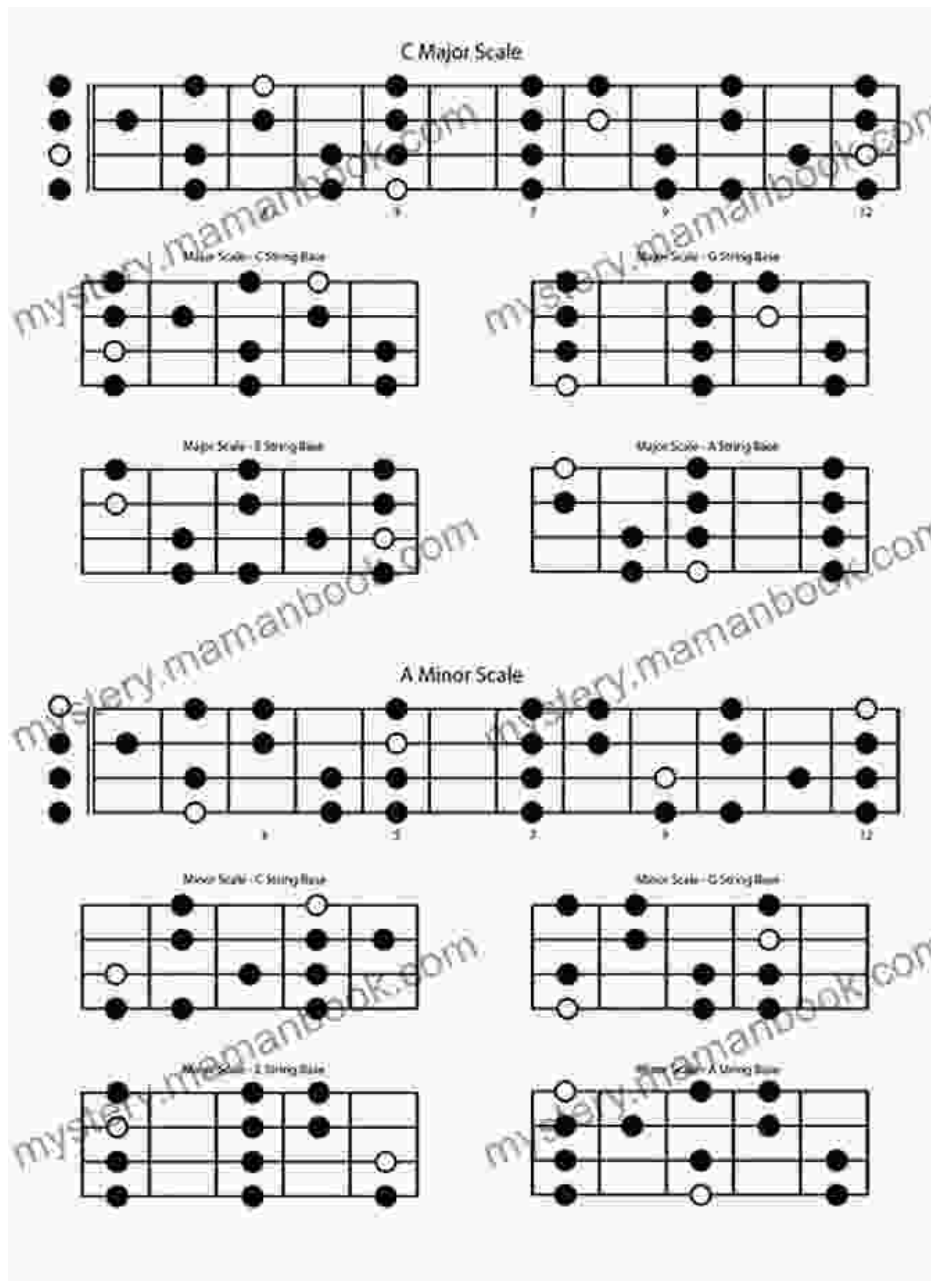
C Major Scale

The C major scale is the most basic major scale on the ukulele. It uses the following notes: C, D, E, F, G, A, B, C.



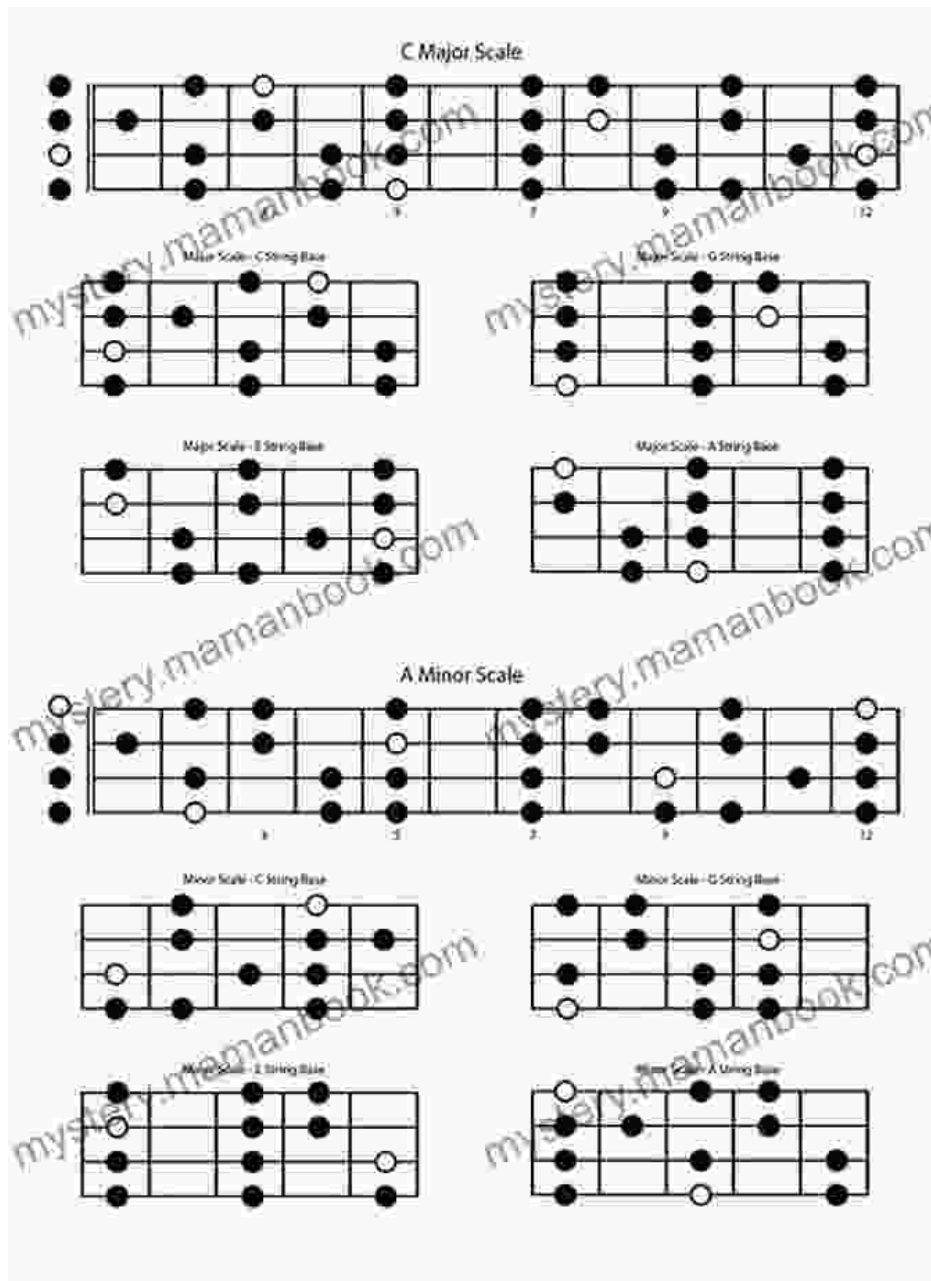
G Major Scale

The G major scale is another commonly used major scale on the ukulele. It uses the following notes: G, A, B, C, D, E, F#, G.



D Major Scale

The D major scale is a popular choice for folk and pop songs. It uses the following notes: D, E, F#, G, A, B, C#, D.



Fingerings and Techniques

Playing scales on the ukulele requires proper fingerings and techniques. Here's a step-by-step guide to help you:

1. Finger Placement

Place your left-hand index finger on the first fret of the first string (A string). Your middle finger goes on the second fret of the second string (E string), your ring finger on the third fret of the third string (C string), and your pinky on the fourth fret of the fourth string (G string).

2. Strumming Pattern

Use your right hand to strum the strings in a downward motion. The basic strumming pattern for scales is down, down, down, down, down, up, down.

3. Playing the Scale

To play a scale, simply pluck each string in sequence, following the fingerings described above. Start with the C major scale, which is the easiest to learn. Once you're comfortable with the C major scale, you can move on to other major scales.

Applications in Music

Major scales are used in a wide range of musical genres, including:

- Folk
- Pop
- Rock
- Country
- Blues
- Jazz

Scales provide the melodic and harmonic foundation for countless songs. By mastering major scales on the ukulele, you will open up a whole new

world of musical possibilities.

Interactive Exercises


To help you put your newfound knowledge into practice, here are some interactive exercises:

- **C Major Scale Practice:** Play the C major scale repeatedly, focusing on accuracy and finger placement.
- **G Major Scale Practice:** Switch to the G major scale and practice playing it smoothly.
- **D Major Scale Practice:** Challenge yourself with the D major scale, using the fingerings described above.
- **Scale Transitions:** Practice transitioning between the C, G, and D major scales seamlessly.
- **Musical Application:** Find a song that uses a major scale and try to play it using the scale you have learned.

Congratulations on taking the first step towards expanding your ukulele playing skills! By understanding ukulele major scales, their fingerings, and techniques, you have unlocked a powerful tool for your musical expression. Remember to practice regularly, explore different major scales, and apply them to your music to become a well-rounded ukulele player.

As you continue your musical journey, you may want to venture into other types of scales and explore more advanced techniques. The world of ukulele playing is vast and充滿無窮无尽的可能性。 Embrace the learning

process, experiment with different styles, and let the music flow through you. Happy strumming!



UKULELE Major Scales (UKULELE SCALES Book 1)

★★★★★ 5 out of 5

Language : English

File size : 7071 KB


Screen Reader: Supported

Print length : 13 pages

Lending : Enabled

FREE

DOWNLOAD E-BOOK



When the Grid Goes Down: Disaster Preparations and Survival Gear for Making Your Own

In today's modern world, we rely heavily on electricity and technology for our daily survival. However, what would happen if the grid were to go down?...



Apollodoros and Pseudo-Apollodoros: Illustrating the Library of Greek Mythology

Greek mythology, a captivating tapestry of tales and legends, has captivated the human imagination for millennia. Among the most...

