


# When the Grid Goes Down: Disaster Preparations and Survival Gear for Making Your Own

In today's modern world, we rely heavily on electricity and technology for our daily survival. However, what would happen if the grid were to go down? Whether it's a natural disaster, a cyberattack, or a terrorist attack, a grid-down scenario could leave us without power, water, and communication for an extended period.



## When the Grid Goes Down, Disaster Preparations and Survival Gear For Making Your Home Self-Reliant

by Tony Nester

★★★★☆ 4.4 out of 5

Language : English  
File size : 7133 KB  
Text-to-Speech : Enabled  
Screen Reader : Supported  
Enhanced typesetting : Enabled  
X-Ray : Enabled  
Word Wise : Enabled  
Print length : 80 pages  
Lending : Enabled



Being prepared for such an event is crucial for our safety and well-being. This article provides a comprehensive guide to disaster preparations and essential survival gear that can help you make your own during a crisis.

## Disaster Preparations

Before a disaster strikes, there are several steps you can take to prepare yourself and your family:

## **Create an Emergency Plan**

Develop an emergency plan that outlines what to do in case of a grid-down situation. This plan should include:

\* Contact information for family members and emergency responders \* Meeting places in case you get separated \* Evacuation routes \* A communication system for staying in touch with loved ones

## **Stockpile Essential Supplies**

Gather a supply of essential items that you will need in a grid-down scenario, including:

\* Food: Non-perishable food items such as canned goods, dried fruits, and granola bars \* Water: Store at least 1 gallon of water per person per day \* First aid kit: Include bandages, antiseptic, pain relievers, and any prescription medications \* Flashlights and batteries \* Battery-powered radio \* Whistle for signaling \* Sanitation supplies: Toilet paper, hand sanitizer, and garbage bags \* Tools: Multi-tool, pliers, and a knife

## **Prepare Your Home**

Make your home as disaster-proof as possible by:

\* Installing a backup generator \* Storing firewood for heating and cooking \* Filling up your bathtub with water \* Securing loose items that could become projectiles in an earthquake or storm \* Trimming trees and shrubs around your property

## **Survival Gear for Making Your Own**

In addition to the essential supplies mentioned above, there are several pieces of survival gear that you can make or acquire to increase your chances of survival in a grid-down situation.

### **Water Purification**

Access to clean water is essential for survival. You can make your own water filtration system using a variety of materials, such as:

\* Boiling: Boiling water for at least 1 minute kills bacteria and other contaminants. \* Filtration: Use a water filter or a piece of clean cloth to filter out impurities. \* Distillation: Collect water vapor from boiling water and condense it into a clean container.

### **Food Production**

If you have access to land, you can grow your own food. Start by planting a variety of fruits, vegetables, and herbs in a garden. You can also raise livestock, such as chickens or rabbits, for a source of protein.

If you don't have access to land, you can still forage for wild plants and mushrooms. However, it is important to identify these plants correctly to avoid poisoning.

### **Shelter**

In the event of a prolonged grid-down situation, you may need to find shelter away from your home. You can make your own shelter using a variety of materials, such as:

\* A tent or tarp \* A lean-to or debris shelter \* A cave or other natural shelter

## **Fire Starting**

Fire is essential for warmth, cooking, and signaling for help. You can make your own fire using a variety of methods, such as:

\* Using a match or lighter \* Flint and steel \* A fire bow drill

## **First Aid**

In a grid-down situation, you may not have access to medical care. Therefore, it is important to have a basic first aid kit and know how to treat common injuries.

Your first aid kit should include:

\* Bandages \* Antiseptic \* Pain relievers \* Antihistamines \* Sunscreen

You should also familiarize yourself with basic first aid techniques, such as:

\* Stopping bleeding \* Dressing wounds \* Treating burns


## **Other Essential Gear**

In addition to the items mentioned above, there are several other pieces of survival gear that can be useful in a grid-down situation, such as:

\* A whistle \* A compass \* A map \* A flashlight \* A multi-tool

Preparing for a grid-down situation is essential for our safety and well-being. By following the steps outlined in this article and acquiring the necessary survival gear, you can increase your chances of survival and make your own during a crisis.

Remember, the best way to prepare for a grid-down situation is to be self-reliant and knowledgeable. Take the time to learn basic survival skills, such as water purification, food production, and shelter building. By being prepared, you can help yourself and your family weather any storm.




## When the Grid Goes Down, Disaster Preparations and Survival Gear For Making Your Home Self-Reliant

by Tony Nester

★★★★☆ 4.4 out of 5

Language : English  
File size : 7133 KB  
Text-to-Speech : Enabled  
Screen Reader : Supported  
Enhanced typesetting : Enabled  
X-Ray : Enabled  
Word Wise : Enabled  
Print length : 80 pages  
Lending : Enabled



## When the Grid Goes Down: Disaster Preparations and Survival Gear for Making Your Own

In today's modern world, we rely heavily on electricity and technology for our daily survival. However, what would happen if the grid were to go down?...



## **Apollodoros and Pseudo-Apollodoros: Illustrating the Library of Greek Mythology**

Greek mythology, a captivating tapestry of tales and legends, has captivated the human imagination for millennia. Among the most...